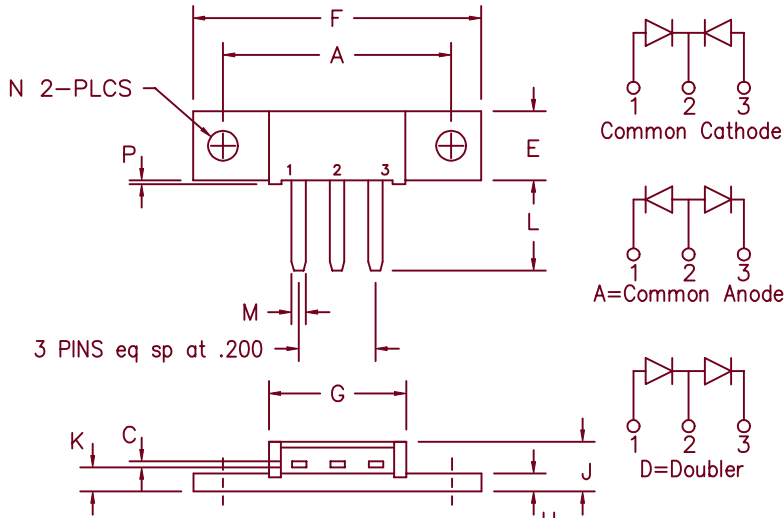


# Schottky MiniMod

## FST8080 — FST80100



Note: Baseplate Common with Pin 2

Dim.	Inches		Millimeter		Notes
	Minimum	Maximum	Minimum	Maximum	
A	1.180	1.195	29.97	30.35	
C	.027	.037	0.69	0.94	
E	.350	.370	8.89	9.40	
F	1.490	1.510	37.85	38.35	
G	.695	.715	17.65	18.16	
H	.088	.098	2.24	2.49	
J	.240	.260	6.10	6.60	
K	.115	.135	2.92	3.43	
L	.460	.480	11.68	12.19	
M	.065	.085	1.65	2.16	
N	.151	.161	3.84	4.09	Dia.
P	.015	.025	0.38	0.64	

Microsemi Catalog Number	Industry Part Number	Working Peak Reverse Voltage	Repetitive Peak Reverse Voltage
FST8080*	83CNQ080	80V	80V
FST8090*		90V	90V
FST80100*	83CNQ100	100V	100V

\*Add the Suffix A for Common Anode, D for Doubler

- Schottky Barrier Rectifier
- Guard ring protection
- 2X40 Amperes avg.
- 175°C junction temperature
- Reverse energy tested
- $V_{RRM}$  80 to 100 volts

Electrical Characteristics		
Average forward current per pkg	$I_{F(AV)}$ 80 Amps	$T_C = 143^\circ\text{C}$ , square wave, $R_{\theta JC} = 0.5^\circ\text{C/W}$
Average forward current per leg	$I_{F(AV)}$ 40 Amps	$T_C = 143^\circ\text{C}$ , square wave, $R_{\theta JC} = 1.0^\circ\text{C/W}$
Maximum surge current per leg	$I_{FSM}$ 800 Amps	8.3 ms, half sine, $T_J = 175^\circ\text{C}$
Max repetitive peak reverse current per leg	$I_{R(OV)}$ 2 Amps	$f = 1 \text{ KHZ}$ , $25^\circ\text{C}$ , 1 $\mu\text{sec}$ square wave
Max peak forward voltage per leg	$V_{FM}$ 0.62 Volts	$I_{FM} = 40\text{A}$ : $T_J = 175^\circ\text{C}^*$
Max peak forward voltage per leg	$V_{FM}$ 0.82 Volts	$I_{FM} = 40\text{A}$ : $T_J = 25^\circ\text{C}^*$
Max peak reverse current per leg	$I_{RM}$ 50 mA	$V_{RRM}$ , $T_J = 125^\circ\text{C}^*$
Max peak reverse current per leg	$I_{RM}$ 2 mA	$V_{RRM}$ , $T_J = 25^\circ\text{C}$
Typical junction capacitance per leg	$C_J$ 1450 pF	$V_R = 5.0\text{V}$ , $T_C = 25^\circ\text{C}$

\*Pulse test: Pulse width 300  $\mu\text{sec}$ , Duty cycle 2%

Thermal and Mechanical Characteristics		
Storage temp range	$T_{STG}$	$-55^\circ\text{C}$ to $175^\circ\text{C}$
Operating junction temp range	$T_J$	$-55^\circ\text{C}$ to $175^\circ\text{C}$
Max thermal resistance per leg	$R_{\theta JC}$	$1.0^\circ\text{C/W}$ Junction to case
Max thermal resistance per pkg	$R_{\theta JC}$	$0.5^\circ\text{C/W}$ Junction to case
Typical thermal resistance (greased)	$R_{\theta CS}$	$0.3^\circ\text{C/W}$ Case to sink
Mount base torque		10 inch pounds maximum
Weight		0.3 ounce (8.4 grams) typical

# FST8080 — FST80100

Figure 1  
Typical Forward Characteristics — Per Leg

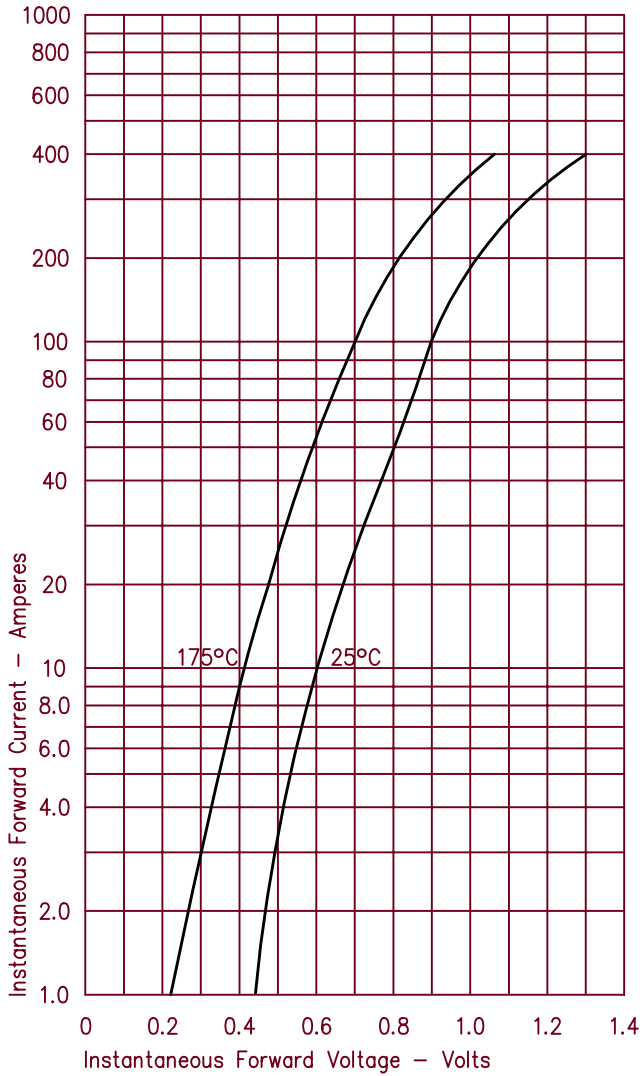


Figure 3  
Typical Junction Capacitance — Per Leg

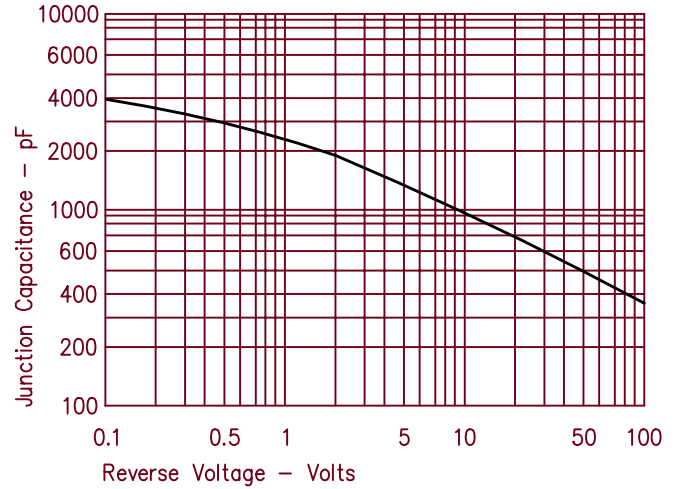


Figure 4  
Forward Current Derating — Per Leg

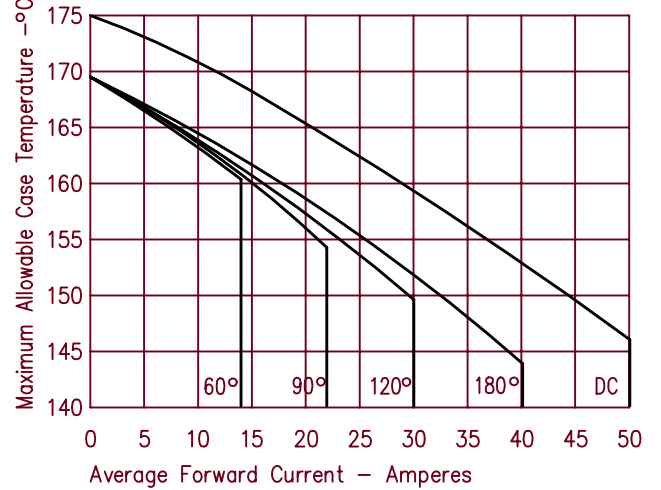


Figure 2  
Typical Reverse Characteristics — Per Leg

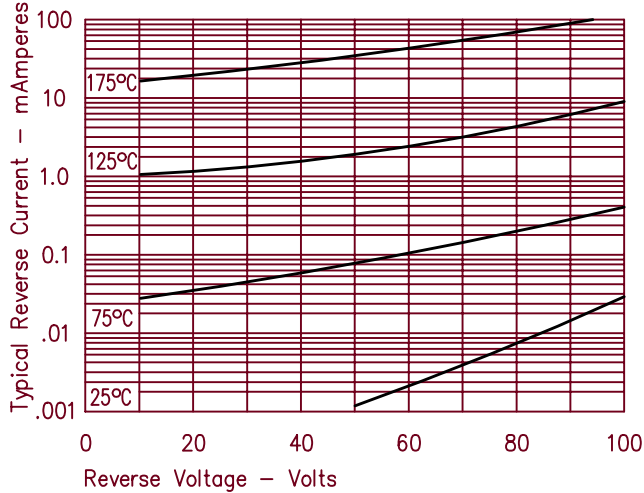
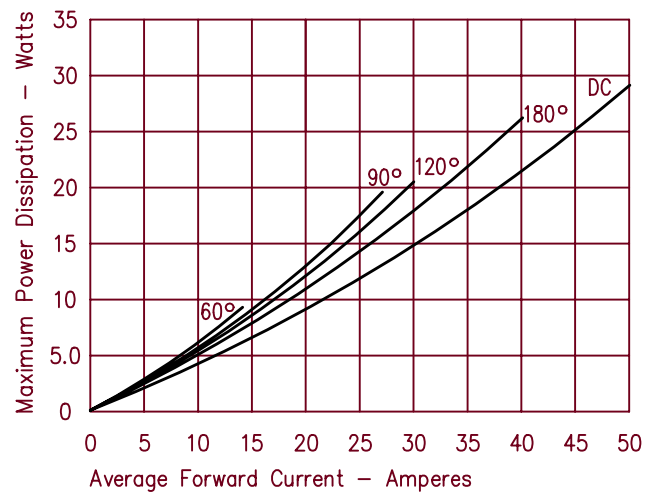


Figure 5  
Maximum Forward Power Dissipation — Per Leg



This datasheet has been download from:

[www.datasheetcatalog.com](http://www.datasheetcatalog.com)

Datasheets for electronics components.